

CS6P-200/210/220/230/240

CS6P is uniquely designed to provide high-power output for both on-grid and off-grid solar power plants. It is also tailored for people looking for maximum power output in a very limited space on commercial, industrial and residential roof-top solar power systems.

CSI's meticulous design and production techniques ensure a high-yield, long-term performance for every module produced. Our rigorous quality control and in-house testing facilities ensure CSI modules meet the highest quality standards possible.



KEY FEATURES

- **60 High-Efficiency Polycrystalline Solar Cells**
- **Special Aluminum Frame Design** - The specially treated frame aluminum substantially increases module endurance against high winds and snow load.
- **Reinforced Solar Glass** - The high-transparency low-iron tempered glass allows maximum light permeability while enhancing stiffness and impact resistance.
- **Advanced Cell Encapsulation** - The interconnected cells are embedded in ultra transparent EVA with multilayer backsheets for additional weather protection.
- **Optimized Module Surface Area** - The distance between the frame edge and the cell circuitry is calculated according to the electrical output optimization.

APPLICATIONS

- Large on and off-grid solar power stations
- Commercial / industrial building roof-top systems
- Residential roof-top systems
- Rural electrification
- Other industrial and commercial applications

CERTIFICATIONS

Module Certificates

- IEC 61215, IEC 61215 ed2, TUV Safety Class II, UL 1703, CE



Factory Certificates

- ISO 9001:2000, ISO/TS 16949:2002, QC 080000



* IEC 61215 Certified Models: CS6P-240P, CS6P-235P, CS6P-230P, CS6P-225P, CS6P-220P, CS6P-215P, CS6P-210P, CS6P-205P, CS6P-200P

* IEC 61215 ed2 Certified Models: CS6P-240P, CS6P-235P, CS6P-230P, CS6P-225P, CS6P-220P, CS6P-215P, CS6P-210P, CS6P-205P, CS6P-200P

* TUV Safety Class II Certified Models: CS6P-240P, CS6P-230P, CS6P-220P, CS6P-210P, CS6P-200P

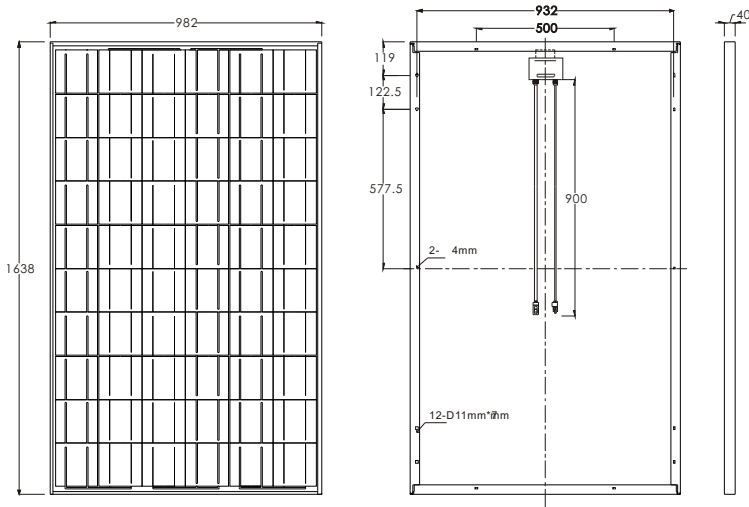
* UL 1703 Certified Models: CS6P-230, CS6P-225, CS6P-220, CS6P-215, CS6P-210, CS6P-205, CS6P-200

LIMITED WARRANTY

- 25 years limited warranty on power output
90% power output assurance for 10 years, and 80% power output assurance for 25 years.
Please refer to warranty statement for warranty conditions in detail.

CS6P-210/220/230

Mechanical Specifications



Dimensions		
Length*Width*Depth	mm	1638 x 982 x 40
	(in)	(64.5 x 38.7 x 1.6)
Weight	kg (lbs)	18.5 (40.8)

Cells	
Cell Material	Polycrystalline
Number of Cells	60

Electrical Characteristics

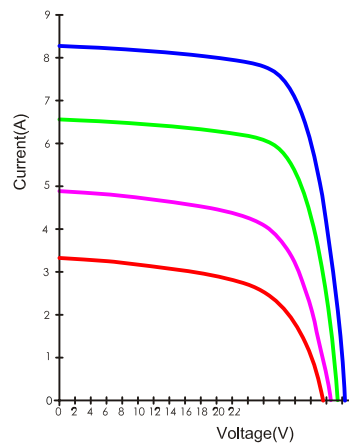
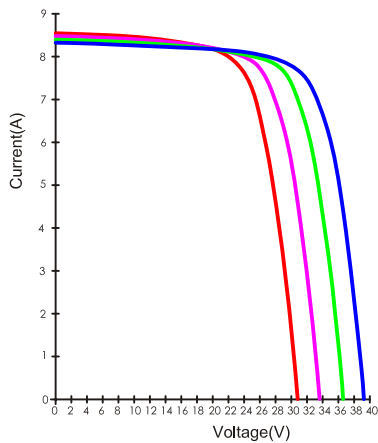
Electrical Performance

Under Standard Test Conditions (STC) of irradiance of 1000W/m², spectrum AM 1.5 and cell temperature of 25°C

		CS6P-210	CS6P-220
Maximum Power	Pmax	210W	220W
Voltage at Maximum Power	Vmp	28.9V	29.3V
Current at Maximum Power	Imp	7.26A	7.52A
Open Circuit Voltage	Voc	36.4V	36.6V
Short Circuit Current	Isc	7.91A	8.09A
Maximum System Voltage		1,000V (IEC) /600V (UL)	
Temperature Coefficient	Voltage (Voc)	-0.35 %/°C	
	Current (Isc)	0.060 %/°C	

*NOCT (Normal Operating Cell Temperature): 45°C

**Module power tolerance: ±5W (approx. ±2.5%)



*Specifications included in this datasheet are subject to change without prior notice.